

A Patient's Guide to **Hamstring Injuries**



©MMG 2003



**STERLING RIDGE
ORTHOPAEDICS**
& SPORTS MEDICINE

Sterling Ridge Orthopaedics & Sports Medicine
6767 Lake Woodlands Drive, Suite F, The Woodlands, TX
77382
20639 Kuykendahl Road, Suite 200, Spring, TX 77379
The Woodlands & Spring, TX .



**STERLING RIDGE
ORTHOPAEDICS
& SPORTS MEDICINE**

Sterling Ridge Orthopaedics & Sports Medicine



If you are experiencing pain, feel symptoms of an orthopedic condition or you've just been diagnosed, we encourage you to use our online patient education library to learn about the condition and what can be done. This can help you prepare for an appointment and serve as a review of the information your physician shares. Feel free to read the information online or download a PDF to print or share.

At Sterling Ridge Orthopaedics & Sports Medicine we provide each patient with the highest level of care by board certified physicians. Please schedule an appointment with one of our specialists if you have any questions or concerns about symptoms you may be experiencing.

Two convenient locations:

THE WOODLANDS

281-364-1122

6767 Lake Woodlands Drive, Suite F
The Woodlands, TX 77382

SPRING

832-698-0111

20639 Kuykendahl Road, Suite 200
Spring, TX 77379

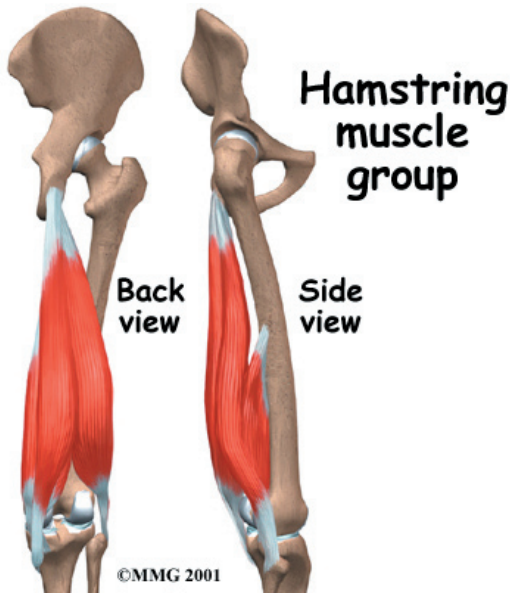


**STERLING RIDGE
ORTHOPAEDICS
& SPORTS MEDICINE**

Sterling Ridge Orthopaedics & Sports Medicine
6767 Lake Woodlands Drive, Suite F, The Woodlands, TX
77382

20639 Kuykendahl Road, Suite 200, Spring, TX 77379
The Woodlands & Spring, TX .

Phone: 281-364-1122 832-698-0111
stacy@srosm.com



Introduction

The big group of muscles and tendons in the back of the thigh are commonly called the *hamstrings*. Injuries in this powerful muscle group are common, especially in athletes. Hamstring injuries happen to all types of athletes, from Olympic sprinters to slow-pitch softball players. Though these injuries can be very painful, they will usually heal on their own. But for an injured hamstring to return to full function, it needs special attention and a specially designed rehabilitation program.

This guide will help you understand

- **how the hamstrings work**
- **why a hamstring injury causes problems**
- **how doctors treat the condition**

Anatomy

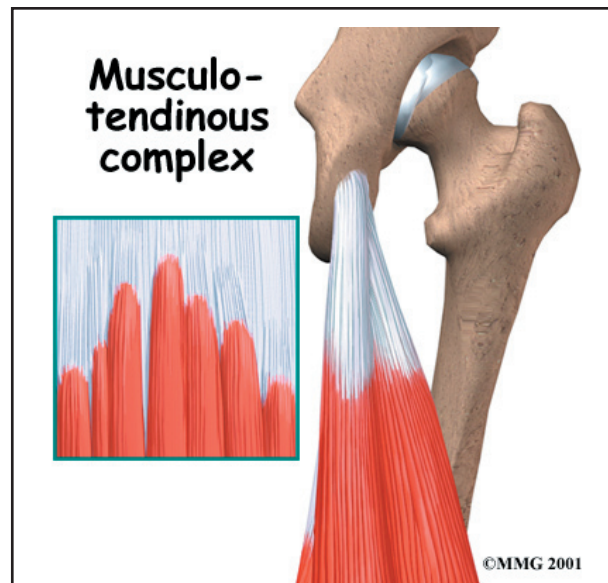
Where are the hamstrings, and what do they do?

The hamstrings make up the bulk in back of the thigh. They are formed by three muscles and their tendons. The hamstrings connect to

the *ischial tuberosity*, the small bony projection on the bottom of the pelvis, just below the buttocks. (There is one ischial tuberosity on the left and one on the right.) The hamstring muscles run down the back of the thigh. Their tendons cross the knee joint and connect on each side of the shinbone (*tibia*).

The hamstrings function by pulling the leg backward and by propelling the body forward while walking or running. This is called *hip extension*. The hamstrings also bend the knees, a motion called *knee flexion*.

Most hamstring injuries occur in the *musculotendinous complex*. This is the area where the muscles and tendons join. (*Tendons* are bands of tissue that connect muscles to bones.) The hamstring has a large musculotendinous complex, which partly explains why hamstring injuries are so common.



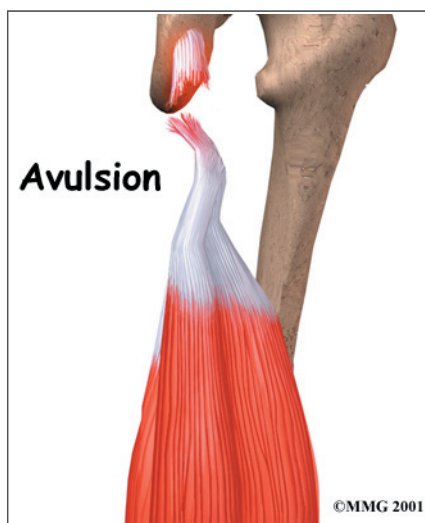
When the hamstring is injured, the fibers of the muscles or tendon are actually torn. The body responds to the damage by producing enzymes and other body chemicals at the site of the injury. These chemicals produce the symptoms of swelling and pain.

In a severe injury, the small blood vessels in the muscle can be torn as well. This results in bleeding into the muscle tissue. Until these

small blood vessels can repair themselves, less blood can flow to the area. With this reduced blood flow, the muscles cannot begin to heal.

The chemicals that are produced and the blood clotting are your body's way of healing itself. Your body heals the muscle by rebuilding the muscle tissue and by forming scar tissue. Carefully stretching and exercising your injured muscle helps maximize the building of muscle tissue as you heal.

In rare cases, an injury can cause the muscle and tendons to tear away from the bone. This happens most often where the hamstring tendons attach to the ischial tuberosity. These tears, called **avulsions**, sometimes require surgery.



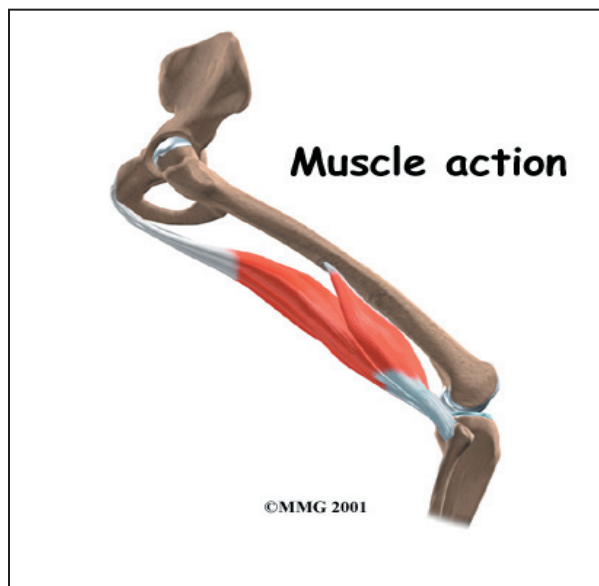
Causes

How do hamstring injuries occur?

Hamstring injuries happen when the muscles are stretched too far. Sprinting and other fast or twisting motions with the legs are the major cause of hamstring injuries. Hamstring injuries most often occur in running, jumping, and kicking sports. Water skiing, dancing, weight lifting, and ice skating also cause frequent hamstring injuries. These sports are also more likely to cause avulsions.

The major factors in hamstring injuries are low levels of fitness and poor flexibility. Children very seldom suffer hamstring injuries, probably because they are so flexible. Muscle fatigue

and not warming up properly can contribute to hamstring injuries.



muscles can lead to hamstring injuries. The hamstring muscles of one leg may be much stronger than the other leg, or the quadriceps muscles on the front of the thigh may overpower the hamstrings.

Symptoms

What does a hamstring injury feel like?

Hamstring injuries usually occur during heavy exercise. In especially bad cases, an athlete may suddenly hear a pop and fall to the ground. The athlete may be able to walk with only mild pain even in a severe injury. But



taking part in strenuous exercise will be impossible, and the pain will continue.

In less severe cases, athletes notice a tight feeling or a pulling in their hamstring that slows them down. This type of hamstring injury often turns into a long-lasting problem.

The hamstring may be pulled, partially torn, or completely torn. The injury can happen at the musculotendinous junction (mentioned earlier), within the muscle, or where the tendon connects on the ischial tuberosity (avulsion). In the rare case of a complete tear, the pain is excruciating. The torn tissues may form a hard bunch in the back of the thigh when the leg is bent. The skin may also bruise, turning purple from bleeding under the skin. This is not necessarily dangerous but can look somewhat alarming.

Diagnosis

How do doctors diagnose the condition?

Your doctor will take a detailed medical history that includes questions about your exercise schedule, your activities, and the way you warm up. You will also need to describe your symptoms.

Your doctor will examine the back of your thigh. The physical exam will involve flexing and extending your leg. The probing and the movement may hurt, but it is important to identify exactly where and when you feel pain.

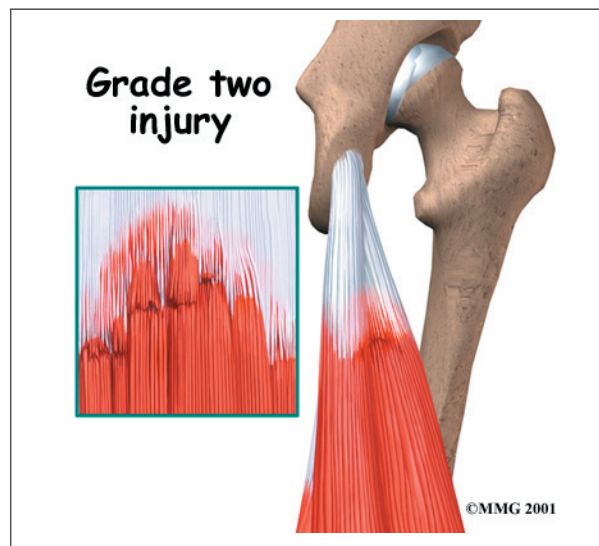
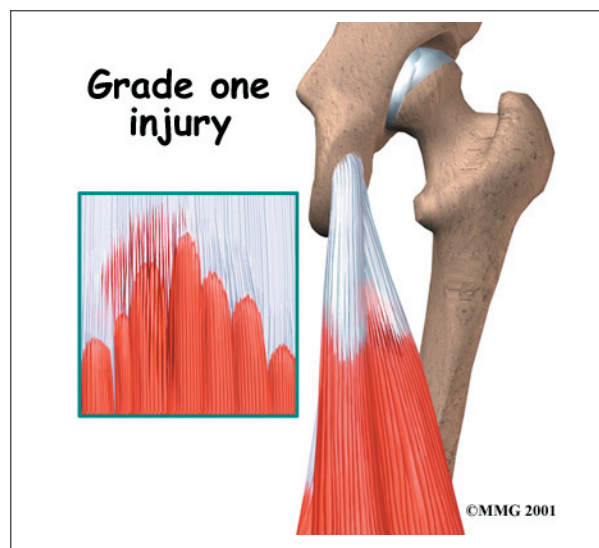
Your doctor may want to schedule you for imaging tests. X-rays usually don't show hamstring injuries, but they may rule out other problems, such as an avulsion.

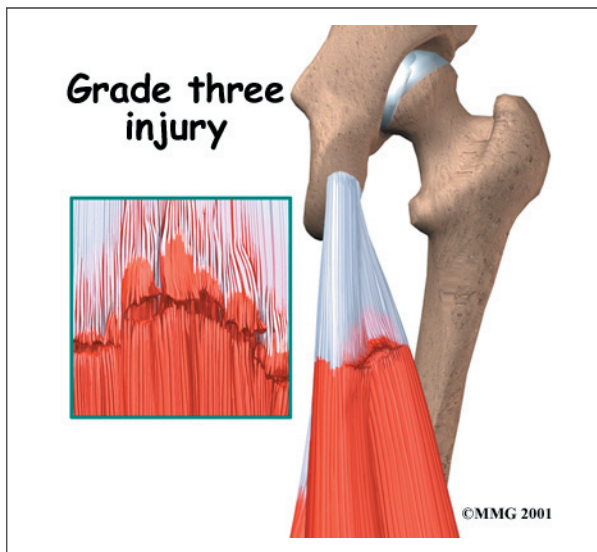
Magnetic resonance imaging (MRI) can be useful in showing the details of muscle injuries. An MRI scan is a special radiological test that uses magnetic waves to create pictures that look like slices of the hamstring. The MRI scan is painless and requires no needles or special dye.

Doctors group hamstring injuries into three categories. The following images show each grade of injury

- **Grade one** - mild
- **Grade two** - moderate
- **Grade three** - severe

Grade one injuries are muscle pulls that do not result in much damage to the structure of the tissues. Grade two injuries are partial tears. Grade three injuries are complete tears.





Treatment

What can be done for a hamstring injury?

Nonsurgical Treatment

It is very important to treat and rehabilitate your hamstring injury correctly. Incomplete or improper healing makes reinjury much more likely.

For the first three to five days after the injury, the main goal of treatment is to control the swelling, pain, and hemorrhage (bleeding). Hamstring injuries are initially treated using the *RICE* method. RICE stands for rest, ice, compression, and elevation.

Rest

Rest is critical. Your doctor may recommend a short period (up to one week) of immobilization. Severe tears may require a longer period of rest. This may mean you spend most of your time lying down. You may need to use crutches to get around. If you put too much weight on your hamstring after an injury, more damage may occur and more scar tissue may form.

Ice

Ice applied to the injured hamstring controls swelling and pain but doesn't stop it completely. This is important because your

body's inflammatory response actually helps your muscles heal. Cold treatments slow the metabolism and blood flow in the area. Cold also reduces your sensations of pain by numbing the nerves. And experiencing less pain helps you relax, reducing muscle spasms.

A plastic bag full of ice cubes or crushed ice, held on with an elastic bandage, is the most effective type of cold treatment. The ice should be kept on the injury for 20 to 30 minutes. You can also use cold gel packs, chipped ice, or cold sprays. Cold treatments should be repeated at least four times a day for the first two to three days. They can be done as often as every two hours if needed.

Compression

Compression can help reduce the bleeding in your muscle to limit swelling and scarring. To apply compression, your doctor may suggest that you wrap your hamstring firmly in an elastic bandage. It is unclear exactly how effective compression is in hamstring injuries, but patients often report having less pain with the wrap.

Elevation

Elevation can help reduce swelling. It also keeps your leg immobilized. The key to elevation is to raise and support the injured body part above the level of the heart. In the case of a hamstring injury, this requires lying down and supporting the leg up on pillows.

Medication

Your doctor may also prescribe a short course of *nonsteroidal anti-inflammatory drugs* (NSAIDs), such as ibuprofen, to help relieve the swelling and pain. For muscle injuries, pain relief may be the major benefit of NSAIDs. They do not always treat the swelling of muscle injuries very effectively.

Doctors disagree on when to give NSAIDs. Some doctors think you should start using them right after the injury and stop using

them after three to five days. Others think you should not use them for two to four days so you don't interrupt your body's natural healing response. The inflammation is an important part of your body's work to heal your injury. It is important that you follow your doctor's advice.

Surgery

Avulsion Repair

Surgery is rarely needed for hamstring injuries. However, it may be needed for an avulsion to reattach the torn hamstring tendon to the pelvis. If surgery is delayed after an avulsion, the tendon may begin to retract further down the leg, and scar tissue may form around the torn end of the tendon. Both of these factors make it more difficult to do the surgery.

To begin the operation, an incision is made in the skin over the spot where the hamstring tendon normally attaches to the pelvis. The surgeon locates the torn end of the hamstring tendon. Forceps are inserted into the incision to grasp the free end of the torn hamstring tendon. The surgeon pulls on the forceps to get the end of the hamstring back to its normal attachment. The surgeon cuts away scar tissue from the free end of the hamstring tendon.

The original attachment on the pelvis, the ischial tuberosity, is prepared. An instrument called a *burr* is used to shave off the surface of the tuberosity. Large sutures or staples are used to reattach the end of the hamstring tendon to the pelvis.

When the surgeon is satisfied with the repair, the skin incisions are closed.

Muscle Repair

Surgery may be needed to repair a complete tear of a hamstring muscle. An incision is made over the back of the thigh where the hamstring muscle is torn. The muscle repair involves reattaching the two torn ends and sewing them together.

Rehabilitation

What should I expect following treatment?

Nonsurgical Rehabilitation

A physical therapist or athletic trainer may oversee your rehabilitation program. For minor muscle pulls, you may need two to four weeks to safely get back to your activities. For more severe muscle tears, you may need rehabilitation for two to three months, with complete healing occurring by four to six months.

At first, your therapist may use the RICE method. After three days, treatments may include contrast applications where heat and ice are alternated over 20 to 30 minutes. Ultrasound treatments may also be applied to improve blood flow and healing in the injured tissues.

As your hamstrings begin to heal, it is critical that you follow an exercise program to regain your strength and mobility. Specially designed exercises encourage your body to rebuild muscle instead of scar tissue. The exercises also help prevent reinjury. Rehabilitation can be slow, so you will need to be patient and not push yourself too hard or too fast.

Early in your rehabilitation, exercises may be done in a swimming pool or on a stationary bike set to low resistance. These exercises allow you to take your hamstrings through a range of motion without having to hold up your weight. When you can walk without a limp and feel very little tenderness, you can start a walking program. Eventually you can work up to jogging.

Stretching will be a key feature of your rehabilitation program. You will be shown how to stretch. Plan to continue these stretches even after you heal, because a reinjury of the same hamstring is common. Increasing your flexibility may help you avoid another hamstring injury in the future. It is important that you maintain good flexibility to keep your hamstrings healthy.

Strengthening exercises usually begin with *isometric exercises*. These exercises involve contracting the muscles without moving your leg joints. As your hamstrings get stronger, light weights are used. It is important that you feel no pain during these exercises.

You should maintain your general level of fitness throughout your rehabilitation. Your therapist can suggest workouts that don't stress your hamstrings.

Most hamstring injuries get better with treatment and rehabilitation. Even world-class athletes with severe hamstring injuries are usually able to return to competition. By

keeping the hamstrings flexible and giving the body time to heal, you should be able to return to the activities you enjoy.

After Surgery

Surgery is rarely needed, and only if there is a complete avulsion or tear. If you do have surgery, you and your surgeon will need to come up with a plan for your rehabilitation. You will have a period of rest, which may involve using crutches. You will also need to start a careful and gradual exercise program. Patients often work with physical therapists to direct the exercises for their rehabilitation program after surgery.

Notes